

Low Pass Filter

WGLL-00630

50Ω

DC to 630 MHz

Ver. B

2020.08.10

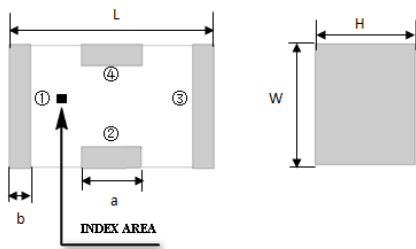
Maximum Rating

Operating Temperature	-55°C~+100°C
Storage Temperature	-55°C~+100°C
RF Input Power	5W max at 25°C

Pin Connections

RF Input	1
RF Output	3
Ground	2,4

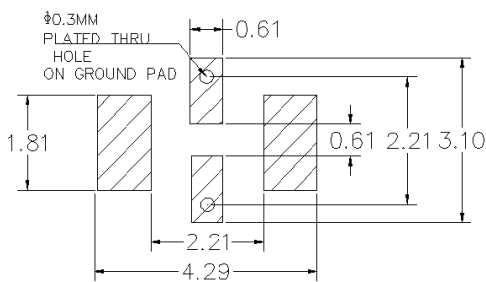
Outline Drawing



Outline Dimension(mm)

W	L	H
1.6±0.2	3.2±0.2	1.0±0.2
a	b	
0.8±0.1	0.5±0.1	

PCB Land Pattern(mm)



SUGGESTED LAYOUT

TOLERANCE TO BE WITHIN ±0.05mm

Features

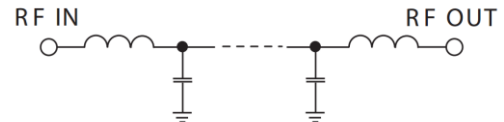
- High Performance
- Small Size
- Wide Band
- Ultra Low I.L.
- Temperature Stable
- LTCC Structure

Application

- Harmonic Rejection
- Transmitters/Receivers
- Lab Use



RoHS Compliant



Functional Schematic

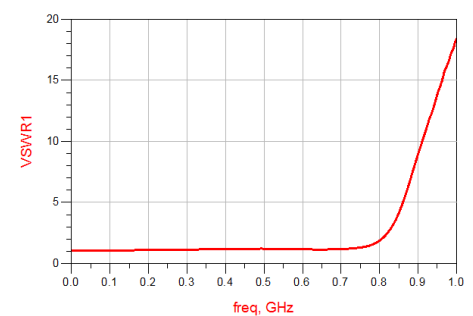
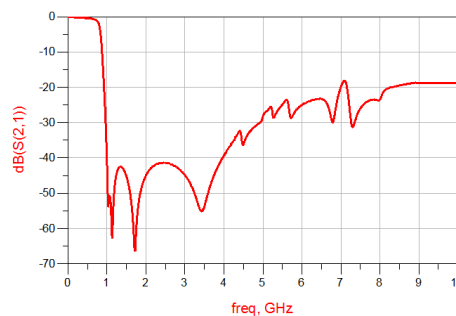
Electrical Specifications⁽¹⁾ at 25°C

Parameter	Frequency (MHz)	MIN	Typ.	MAX	Unit	
Pass Band	Insertion Loss	DC-630	-	0.8	1.2	dB
	Freq. Cut-off	810	-	3.0	-	dB
	VSWR	DC-630	-	1.2	1.5	:1
Stop Band	Rejection Loss	970	20	30	-	dB
		1000-4000	30	40	-	dB
		6000	15	25	-	dB

(1) Tested on Demo Board.

Typical Performance at 25°C

Frequency (MHz)	Insertion Loss (dB)	VSWR (:1)
50	0.087	1.02
100	0.13	1.05
630	0.645	1.13
810	3.04	2.12
900	15.27	8.93
970	31.86	15.83
1000	41.92	18.36
1050	51.5	23.11
1500	45.35	62.38
2000	44.98	84.5
2500	41.46	88.41
3000	44.93	93.46
3500	53.67	104.75
5000	28.22	53.3
6000	25.06	44.0



Notes

- The specifications are tested at 25°C±5°C, relative humidity 55~75%.
- Other quality and characteristic not specify in this datasheet. Please contact us for detail requirements.



Well Genius Technology (Shanghai) LTD.

Room 1001, Block C, Hi-Tech Building, No.900 Yi Shan Rd, Shanghai, P.R.C, 200233

Tel: (021) 6495 8888

Fax: (021) 5423 5889

www.wellgenius.com