

Low Pass Filter

WGLL-01000

50Ω

DC to 1000 MHz

Ver. C

2021.8.18

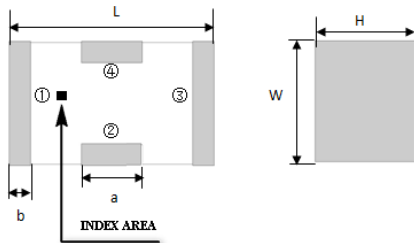
Maximum Rating

Operating Temperature	-55°C~+100°C
Storage Temperature	-55°C~+100°C
RF Input Power	10W max at 25°C

Pin Connections

RF Input	1
RF Output	3
Ground	2,4

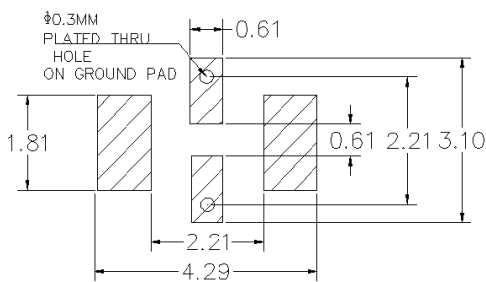
Outline Drawing



Outline Dimension(mm)

W	L	H
1.6±0.2	3.2±0.2	1.0±0.2
a	b	
0.8±0.1	0.5±0.1	

PCB Land Pattern(mm)



SUGGESTED LAYOUT

TOLERANCE TO BE WITHIN ±0.05mm

Features

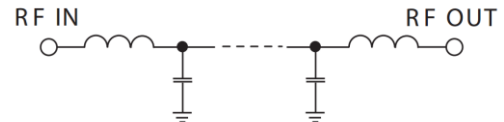
- High Performance
- Small Size
- Wide Band
- Ultra Low I.L.
- Temperature Stable
- LTCC Structure

Application

- Harmonic Rejection
- Transmitters/Receivers
- Lab Use



RoHS Compliant



Functional Schematic

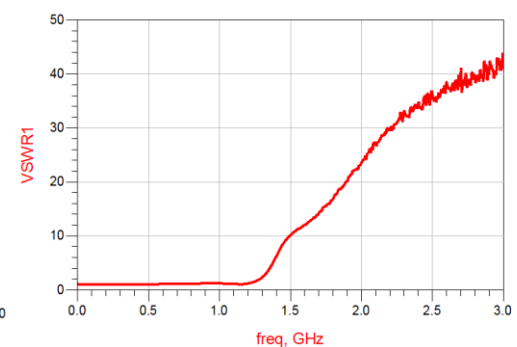
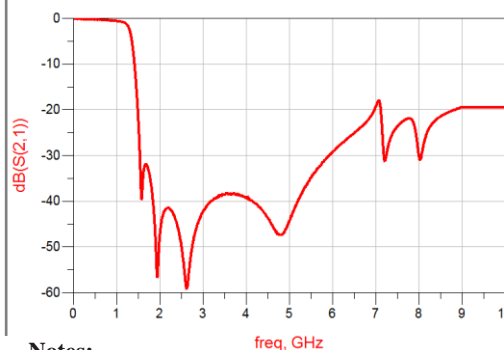
Electrical Specifications⁽¹⁾ at 25°C

Parameter		Frequency (MHz)	MIN	Typ.	MAX	Unit
Pass Band	Insertion Loss	DC-1000	-	0.8	1.0	dB
	Freq. Cut-off	1342	-	3.0	-	dB
	VSWR	DC-1000	-	1.3	1.5	:1
Stop Band	Rejection Loss	1550	20	30	-	dB
		2000-5500	20	30	-	dB
		6000	15	25	-	dB

(1) Test on our Demo Board.

Typical Performance at 25°C

Frequency (MHz)	Insertion Loss (dB)	VSWR (:1)
50	0.07	1.01
500	0.25	1.04
1000	0.57	1.19
1275	2.00	1.84
1500	22.46	10.12
2000	46.99	23.57
2750	49.66	38.19
3250	39.16	42.11
4000	39.26	48.08
4600	45.27	41.10
5125	41.44	37.56
5500	34.81	34.36
6000	29.12	30.40
6500	26.06	25.94
7000	19.27	10.57



Notes:

- The specifications are tested at 25°C±5°C, relative humidity 55~75%.
- Other quality and characteristic not specify in this datasheet. Please contact us for detail requirements.



Well Genius Technology (Shanghai) LTD.

Room 1001, Block C, Hi-Tech Building, No.900 Yi Shan Rd, Shanghai, P.R.C, 200233

Tel: (021) 6495 8888

Fax: (021) 5423 5889

www.wellgenius.com