

Low Pass Filter

WGLL-03400-2012

50Ω DC to 3400 MHz

Ver. A
2021.08.08

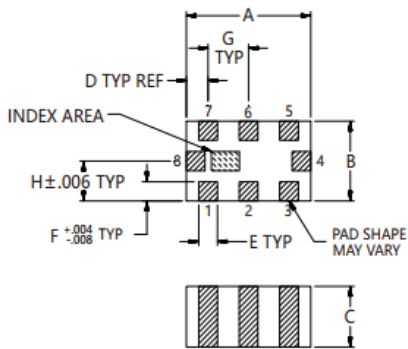
Maximum Rating

Operating Temperature	-55°C~+125°C
Storage Temperature	-55°C~+125°C
RF Input Power	4.5W max at 25°C

Pin Connections

RF Input	8
RF Output	4
Ground	1,2,3,5,6,7

Outline Drawing

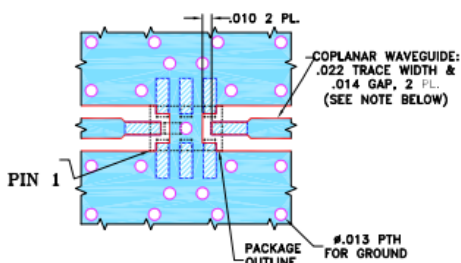


Outline Dimensions (inch)

A	B	C	D	E	F	G	Wt.
.079	.049	.037	.014	.012	.012	.026	grams
2.00	1.25	0.95	0.35	0.30	0.30	0.65	.008

Note: Please refer to case style drawing for details

Demo Board MCL P/N: CG-2012 Suggested PCB Layout




NOTES:

- COPLANAR WAVEGUIDE IS SHOWN FOR ROGERS RO4380B WITH DIELECTRIC THICKNESS .010" ± .001". COPPER: 1/2 OZ. EACH SIDE. FOR OTHER MATERIALS TRACE WIDTH AND GAP MAY NEED TO BE MODIFIED.
- BOTTOM SIDE OF THE PCB IS CONTINUOUS GROUND PLANE.

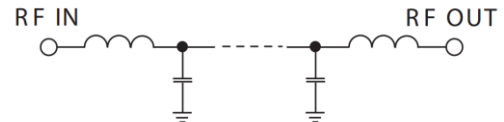
- DENOTES PCB COPPER LAYOUT WITH SMOBC (SOLDER MASK OVER BARE COPPER).
- DENOTES COPPER LAND PATTERN FREE OF SOLDER MASK.

Features

- High Performance
- Small Size
- Wide Band
- Ultra Low I.L.
- Temperature Stable
- LTCC Structure



RoHS Compliant



Functional Schematic

Application

- Harmonic Rejection
- Transmitters/Receivers
- Lab Use

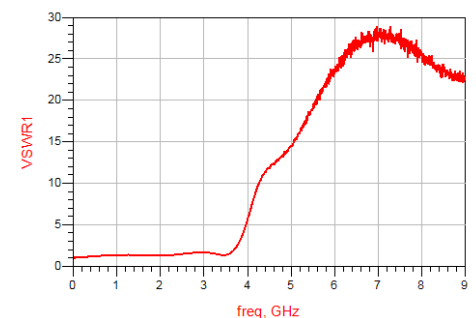
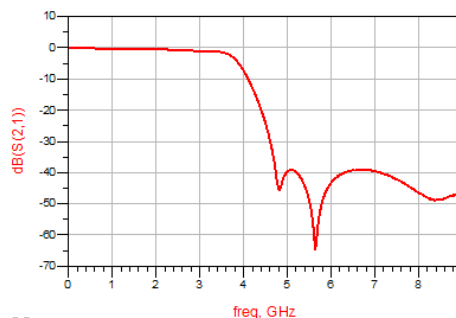
Electrical Specifications⁽¹⁾ at 25°C

Parameter		Frequency (MHz)	MIN	Typ.	MAX	Unit
Pass Band	Insertion Loss	DC-3400	-	1.3	2.1	dB
	Freq. Cut-off	3750	-	3.0	-	dB
	VSWR	DC-3400	-	1.5	2.0	:1
Stop Band	Rejection Loss	4700-5000	20	35	-	dB
		5000-8500	32	40	-	dB
		8500-15000	20	25	-	dB

(1) Tested on Demo Board.

Typical Performance at 25°C

Frequency (MHz)	Insertion Loss (dB)	VSWR (:1)
100	0.071	1.04
500	0.192	1.20
1000	0.343	1.34
2000	0.500	1.26
3000	1.055	1.64
3400	1.26	1.35
4000	7.45	5.65
4100	10.01	7.49
4500	24.33	11.79
5000	39.58	14.54
5500	49.15	19.61
6000	43.23	23.23
7000	39.63	27.61
8000	46.50	25.36
9000	46.17	22.66



Notes

- The specifications are tested at 25°C±5°C, relative humidity 55~75%.
- Other quality and characteristic not specify in this datasheet. Please contact us for detail requirements.



Well Genius Technology (Shanghai) LTD.